

# SCOUT

Scooter

## Scout

*“Compact  
in size big on  
features”*



**NOW  
AVAILABLE  
WITH**  
12v 20ah x 2 batteries  
providing a max  
range of 13  
miles!



CE

The Scout has many new features which are only normally found on larger scooters. Its the first Drive mini scooter to include Delta Bars as standard, it also features the next generation Drive splitting mechanism.

**drive**<sup>TM</sup>  
[www.drivemedical.co.uk](http://www.drivemedical.co.uk)

The Scout is ideal for use indoors and outdoors where the terrain is forgiving (eg. smooth paths, shopping centres, etc). The Scout has been developed to ensure a focus on Comfort, Style, Performance and Reliability.



## Superb Comfort, Style & Performance...

- > Top speed of 4mph\*
  - > Maximum range of 10 miles (12ah) and 13 miles (20ah) on full battery charge\*
  - > Comfortable lightweight seat which swivels 360°
  - > Removable battery pack with easy to carry handle and locking mechanism
  - > On board and in-house charging as standard
  - > Automatic electromagnetic brake system
  - > Tool free height adjustable seat
  - > Delta Bars as standard
  - > Easy to change body panels
  - > Easy tiller adjustment
  - > Removable seat, fold down tiller and splits easily for storage and transportation
  - > Stylish silver wheel hubs
  - > Black puncture proof non-marking tyres
  - > Width adjustable armrests
  - > Front removable storage basket as standard
  - > Rear anti tip wheels as standard
  - > 12ah & 20ah batteries
  - > Weight capacity 130kg (20st)
- \* Depends on user mass, terrain and battery condition.

CODE: **MS009** (4 - Wheels 20 ah)

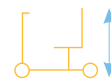
CODE: **MS008** (4- Wheels 12 ah)

CODE: **MS003** (3- Wheels 12 ah)

DESCRIPTION: **Scout**



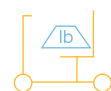
Length:  
108cm (42.5")



Height:  
91cm (36")



Width:  
48cm (19")



Max Capacity:  
130kg (20st)




Weight:  
43kg (95lbs)



Max Gradient:  
8°



Splits easily for storage and transportation.



Delta Bars as standard.



Splits easily in seconds.



360° swivelling seat.



Removable battery.

### Colour Options



Blue

Red

Leaflet Code: **LL170**

If you would like to view this product please contact your local stockist, details below.